

Chapter 2 – Object-Relational Views and Composite Types



Outline

Overview

I. Object-Relational Database Concepts

1. User-defined Data Types and Typed Tables
2. **Object-relational Views and Composite Types**
3. User-defined Routines and Object Behavior
4. Application Programs and Object-relational Capabilities

II. Online Analytic Processing

5. Data Analysis in SQL
6. Windows and Query Functions in SQL

III. XML

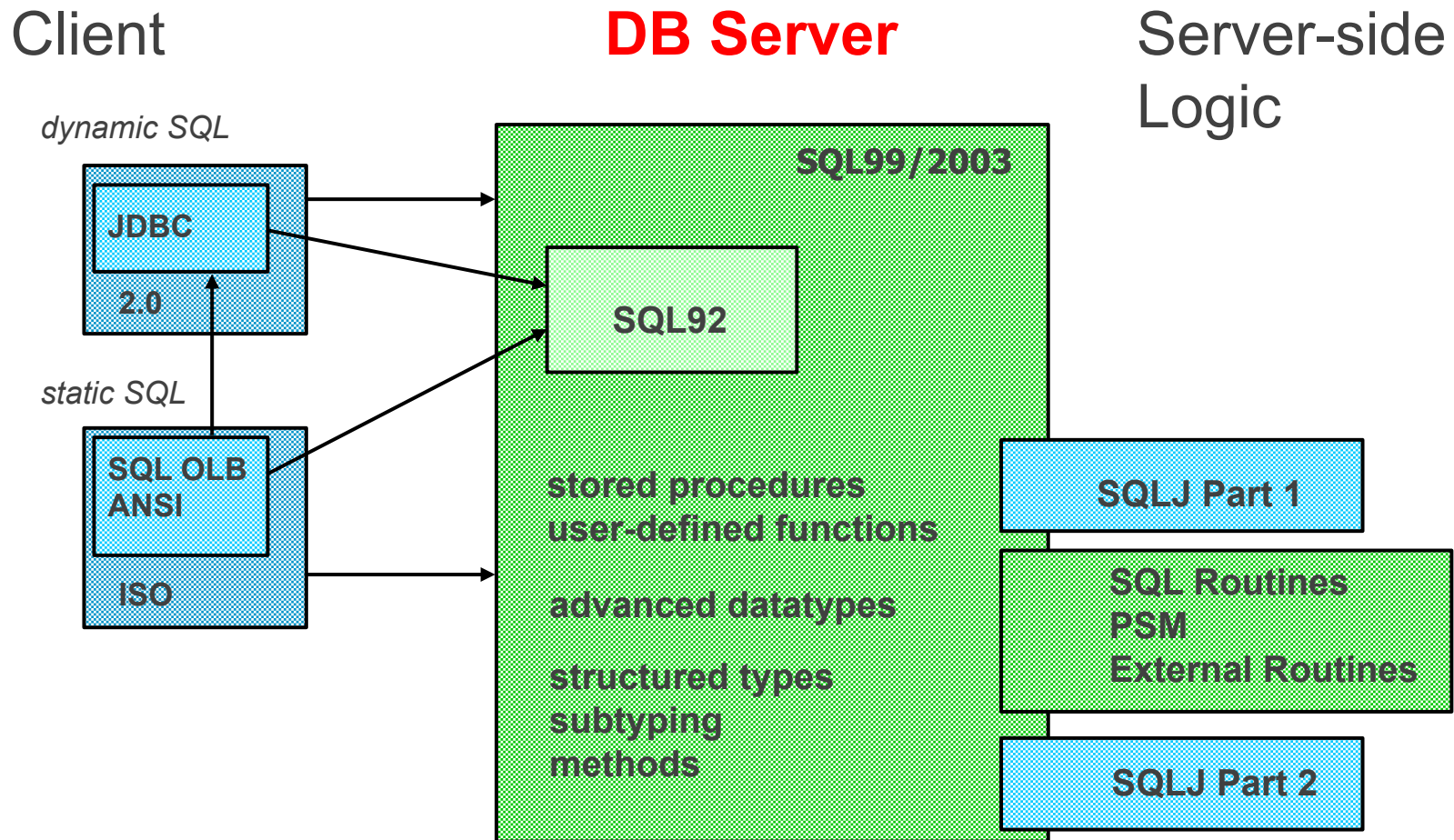
7. XML and Databases
8. SQL/XML
9. XQuery

IV. More Developments (if there is time left)

temporal data models, data streams, databases and uncertainty, ...



The "Big Picture"



Objects Meet Databases (Atkinson et. al.)

- Object-oriented features to be supported by an (OO)DBMS
 - ☑ Extensibility
 - user-defined types (structure and operations) as first class citizens
 - strengthens some capabilities defined above (encapsulation, types)
 - ☑ Object identity
 - object exists independent of its value (i.e., identical ≠ equal)
 - ☑ Types and classes
 - "abstract data types", static type checking
 - class as an "object factory", extension (i.e., set of "instances")
 - ? Type or class **and view** hierarchies
 - inheritance, specialization
 - ? Complex objects
 - type constructors: tuple, set, list, array, ...
 - *Encapsulation*
 - *separate specification (interface) from implementation*
 - *Overloading, overriding, late binding*
 - *same name for different operations or implementations*
 - *Computational completeness*
 - *use DML to express any computable function (-> method implementation)*

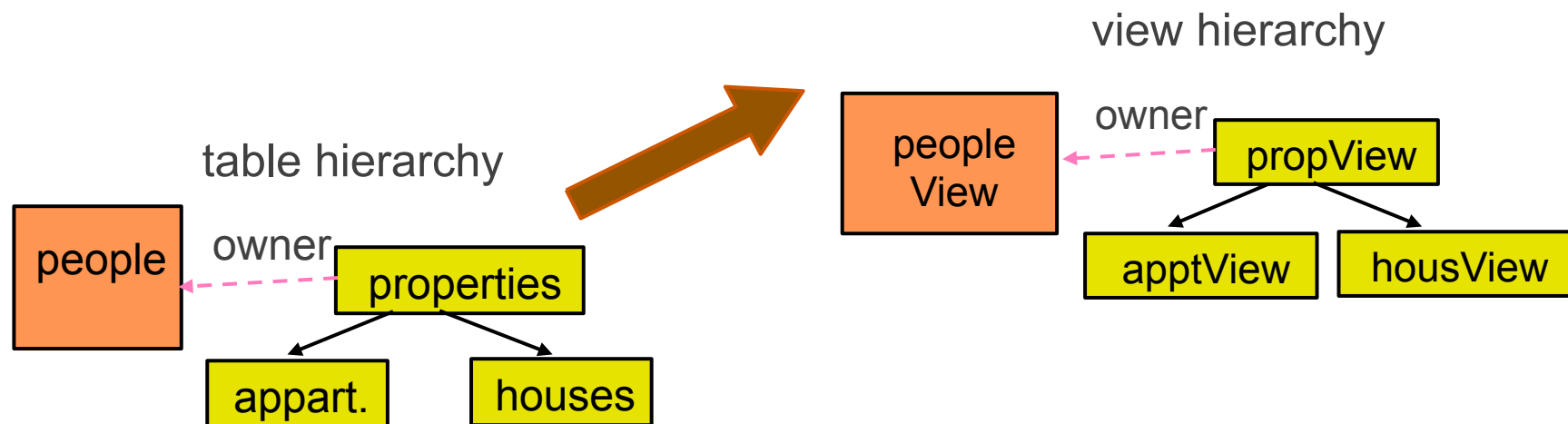
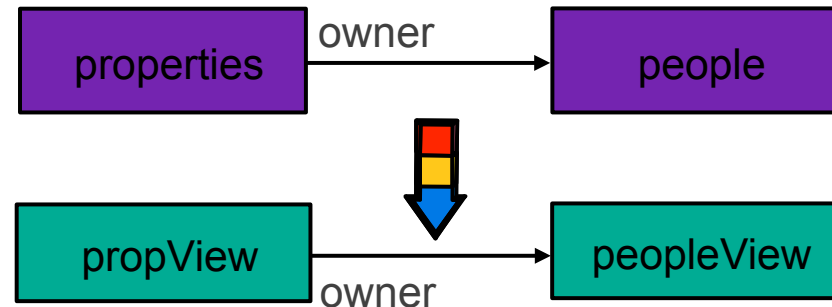
Views in Relational DBMS

- Important concept for
 - achieving logical data independence
 - providing an application-specific representation of (a subset of) the DB
 - flexible authorization
- Needs to be applicable in an object-relational context, too!
 - be able to use the advantages of views also in the presence of typed tables, table hierarchies, references
 - start exploring and exploiting object-relational capabilities on existing data (and schema)



Object Views in SQL

- Views have been extended to support
 - Typed views
 - View hierarchies
 - References on base tables can be mapped to references on views



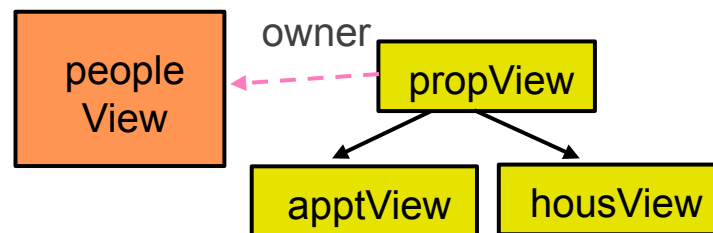
Object Views – Design Points

- Support the creation of a "closed" set of related object views that reference each other
- Mutually recursive references among object views
- Object ids (REF values in self-referencing columns) must be unique and long-lived (just like for typed tables)
- Structured types as the foundation for object views
 - same type can be used for typed tables, column types, object views
- Types used for defining object views don't have to be related to type of underlying typed base tables
 - different attributes, behavior
- Object views are like "virtual typed tables"
 - associated type, self-referencing column, scoped references
 - view hierarchies

Object Views: Example

```
CREATE TYPE propViewType AS
(owner REF (person),
locationaddress)
REF USING integer NOT FINAL
CREATE TYPE apptViewType UNDER
propViewType ...
CREATE TYPE housViewType UNDER
propViewType ...
CREATE VIEW propView OF propViewType
REF IS propID USER GENERATED
(owner WITH OPTIONS SCOPE peopleView)
AS (SELECT CAST (INTEGER(oid) AS
REF(propViewType)), owner, location
FROM ONLY (properties) )
CREATE VIEW housView OF housViewType UNDER
propView
AS (SELECT owner, location FROM ONLY
(houses) )
CREATE VIEW apptView OF apptViewType UNDER
propView
AS (SELECT owner, location FROM ONLY
(appartments) )
```

- Self-referencing column has to be defined for the root view
 - if USER GENERATED is used, then the view body has to include the oid column
 - only USER GENERATED and DERIVED are supported
- OIDs/references need to be cast to compatible ref types in the view body
- Values in self-referencing columns of view hierarchies need to be unique within the hierarchy
 - a view hierarchy can only be defined over a single table hierarchy
 - multiple hierarchies, multiple untyped base tables not supported
 - the FROM clause in the view body must reference a single table, and must specify ONLY for typed table reference
 - super/subviews must reference corresponding proper super/subtables



Enhanced Object View Support

- Limitations in SQL 1999 Object Views
 - restrictions in the view body
 - cannot define view hierarchies over one or more untyped base tables
- DB vendors have developed extensions to address these limitations
 - Oracle, IBM
- DB2 Object Views
 - less restrictions in view body
 - view hierarchies over single or multiple "legacy" tables
 - algorithm for static disjointness checking for subviews
 - guarantee uniqueness of oids in view hierarchies
 - UNCHECKED option for oid uniqueness
 - if multiple legacy tables are involved

M.Carey, S.Rielau, B.Vance: *Object View Hierarchies in DB2 UDB*, Proc. EDBT 2000



View Hierarchy Over a Single Legacy Table

- Example

```
CREATE VIEW vdept of Vdept_t
  (REF IS oid USER GENERATED)
  AS SELECT Vdept_t(dno), name,
  Vempt_t(mgrno) FROM dept

CREATE VIEW vperson of Vperson_t
  (REF IS oid USER GENERATED)
  AS SELECT Vperson_t(eno), name
  FROM emp
  WHERE salary IS NULL

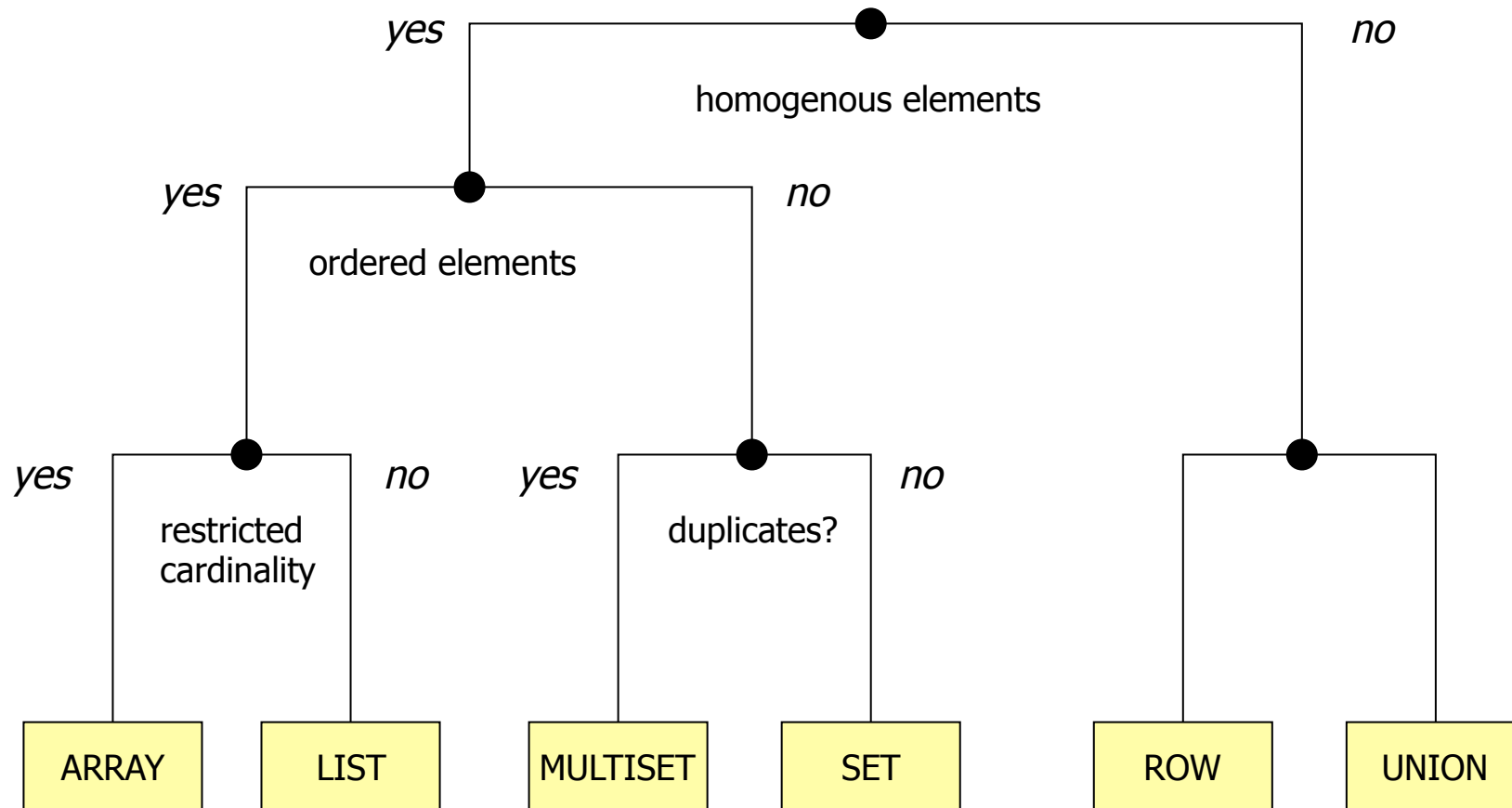
CREATE VIEW vemp OF Vempt_t UNDER
  vperson
  (dept WITH OPTIONS SCOPE vdept)
  AS SELECT Vempt_t(eno), name,
  Vdept_t(deptno)
  FROM emp
  WHERE salary < 100000

ALTER VIEW vdept
  ALTER COLUMN mgr
  ADD SCOPE vemp
```

- Migration path for exploiting OR capabilities over legacy databases
- Self-referencing columns derived from primary keys of legacy table
- Foreign keys are converted into scoped references
- Disjointness check for subviews in a hierarchy
 - performed by analyzing the view predicates
 - done statically at view definition time
 - conservative algorithm
- UNCHECKED option
 - additional option for suppressing the disjointness check
 - can be used if multiple legacy tables are involved
 - uniqueness is now a user responsibility!



Composite Types - Overview



SQL Row Types

- ROW type constructor
 - CREATE TABLE person (
 name varchar(40),
 address ROW(street char(20), city char(20), state char(2), zip char(5)),
 ...)
- ROW value constructor
 - INSERT INTO person
 VALUES('Paul White', ROW('1234 Penny Lane', 'San Jose', 'CA', '95123'))
- Field access
 - SELECT * FROM person WHERE address.state = 'CA'
- Comparison operations
 - requirement: same number of fields, pairwise comparable field types
 - ordering considers field order

SQL Collection Types

- Collections are typed
 - all elements are instances of the specified element type
 - any element type admissible (including collection types)
- Two kinds of collection types
 - Array (with optional maximum length)
 - Multiset
- Construction of collections
 - by enumeration
 - by query
- **UNNEST**ing of collections to access elements
- Manipulation of collections
 - general: cardinality
 - arrays: element access, concatenation
 - multisets: turn singleton into element, turn into set (eliminate duplicates), multi-set union, intersection, difference
- Multiset predicates (member, submultiset, is a set)
- Collections can be compared, assigned, cast



Collection Types: Arrays

- Array characteristics
 - Maximal length instead of actual length
 - like CHARACTER VARYING
 - has become optional in SQL 2003
 - Any element type admissible
 - "Arrays anywhere"
- Array operations
 - Element access by ordinal number
 - Cardinality
 - Comparison
 - Constructors
 - Assignment
 - Concatenation
 - CAST
 - Declarative selection facilities over arrays



Arrays (cont.)

- Tables with array-valued columns

```
CREATE TABLE reports
(id          INTEGER,
 authors    VARCHAR(15) ARRAY[20],
 title      VARCHAR(100),
 abstract   FullText)
```

- Appropriate DML operations

```
INSERT INTO reports(id, authors, title)
VALUES (10, ARRAY ['Date', 'Darwen'], 'A Guide to the SQL Standard')
```

```
INSERT INTO reports(id, authors, title)
VALUES (20, ARRAY (SELECT name
                    FROM authors
                    WHERE ...
                    ORDER BY name)
        'Report with many authors')
```



Access to array elements

- By ordinal position
- Declarative (i.e. query) facility
 - Implicitly transforms array into table
 - Selection by element content and/or position
 - Unnesting
- Examples:

```
SELECT id, authors[1] AS name FROM reports
```

```
SELECT r.id, a.name  
FROM reports AS r, UNNEST (r.authors) AS a (name)
```

```
SELECT r.id, a.name, a.position  
FROM reports AS r,  
UNNEST (r.authors) WITH ORDINALITY AS a (name, position)
```



Collection Types: MULTISSET

- Complements the (unbound) ARRAY collection type
- Varying-length, unordered collections of elements having specified type
- No (specified) maximum cardinality
- Usage examples:
 - numbers INTEGER MULTISSET
 - addresses Address MULTISSET
 - CREATE FUNCTION FOO (BAR CHAR(6))
RETURNS CHAR(6) MULTISSET
 - ...



MULTISET Value Constructors

- By enumeration:
 - `MULTISET[2, 3, 5, 7]`
- Empty specification:
 - `MULTISET[]`
- By query:
 - `MULTISET(SELECT COL1
FROM TBL1
WHERE COL2 > 10)`
 - Result is the **multiset of resulting col1-values**, not the multiset of result rows
 - degree of the subquery must be 1
 - To obtain a multiset of rows, use the ROW constructor
 - `MULTISET(SELECT ROW(COL1, COL2)
FROM TBL1
WHERE COL2 > 10)`

MULTISET Operators

- Element reference (returns the only element in the multiset):
 - **ELEMENT**(MVE)
 - returns NULL iff
 - MVE is null
 - MVE has no elements
 - MVE has one element NULL
- Set function (converts a multiset into a set; i.e., duplicates are eliminated):
 - **SET**(MVE)
- Cardinality expression (returns the number of elements in the multiset):
 - **CARDINALITY**(MVE)
- UNION, EXCEPT, and INTERSECT:
 - *MVE1* MULTISSET **UNION** [DISTINCT | ALL] *MVE2*
 - *MVE1* MULTISSET **EXCEPT** [DISTINCT | ALL] *MVE2*
 - *MVE1* MULTISSET **INTERSECT** [DISTINCT | ALL] *MVE2*
 - Similar to ordinary set operations, except ALL is the default

Using MULTISets as Table References

- UNNEST operation:
 - **UNNEST**(MVE) AS correlation_name
- Example 1:
 - **UNNEST** MULTISet (2, 3, 5, 7) AS P
produces the following table P:
7
5
3
2
- Example 2:
 - SELECT T.K, SUM (M.E)
FROM T, **UNNEST** (T.M) AS M(E)
GROUP BY T.K

MULTISET Predicates

- Comparison predicate (only equality and inequality)
 - Equal means
 - same number of elements
 - possible to match up the elements in pairs
- DISTINCT predicate
- MEMBER predicate
 - test for membership
- SUBMULTISET predicate
 - test whether multiset is a sub-multiset of another
- IS A SET predicate
 - test whether multiset contains any duplicates



MULTISET Aggregates

- COLLECT

- Transform the values in a group into a multiset.

```
SELECT Dept, COLLECT (Name)
FROM PERS
GROUP BY Dept
```

- FUSION

- Form a union of the multisets in a group.
- Number of duplicates of a given value in the result is the sum of the number of duplicates in the multisets in the rows of the group.

- INTERSECTION

- Form an intersection of the multisets in a group.
- Number of duplicates of a given value in the result is the minimum of the number of duplicates in the multisets in the rows of the group.



Summary

- Object-oriented features for a DBMS
 - Type or class hierarchies
 - inheritance, specialization
 - Complex objects:type constructors
 - tuple/row
 - union
 - collection types
 - set, list, array, ...
- ... still to come
 - Encapsulation
 - Overloading, overriding, late binding
 - Computational completeness
- SQL:2003
 - Typed views and view hierarchies
 - based on structured types
 - preserves references
 - Row types and collection types
 - ROW
 - no support for union
 - collection types
 - ARRAY, MULTISSET
- ... see next chapters

