

Chapter 7 - XML



XML Origin and Usages

- Defined by the WWW Consortium (W3C)
- Originally intended as a document markup language, not a database language
 - Documents have tags giving extra information about sections of the document
 - For example:
 - `<title> XML </title>`
 - `<slide> XML Origin and Usages </slide>`
 - Meta-language: used to define arbitrary XML languages/vocabularies (e.g. XHTML)
- Derived from SGML (Standard Generalized Markup Language)
 - standard for document description
 - enables document interchange in publishing, office, engineering, ...
 - main idea: separate form from structure
- XML is simpler to use than SGML
 - roughly 20% complexity achieves 80% functionality



XML Origin and Usages (cont.)

- XML documents are to some extent self-describing
 - Tags represent *metadata*
 - Metadata and data are combined in the same document
 - semi-structured data modeling
 - Example

```
<bank>
  <account>
    <account-number> A-101 </account-number>
    <branch-name> Downtown </branch-name>
    <balance> 500 </balance>
  </account>
  <depositor>
    <account-number> A-101 </account-number>
    <customer-name> Johnson </customer-name>
  </depositor>
</bank>
```



© Prof.Dr.-Ing. Stefan DeBiloch

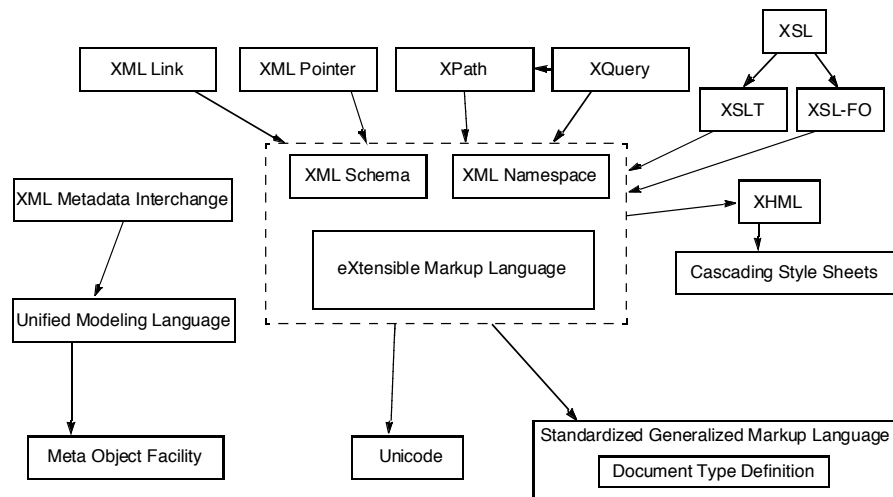
Forces Driving XML

- Document Processing
 - Goal: use document in various, evolving systems
 - structure – content – layout
 - grammar: markup vocabulary for mixed content
- Data Bases and Data Exchange
 - Goal: data independence
 - structured, typed data – schema-driven – integrity constraints
- Semi-structured Data and Information Integration
 - Goal: integrate autonomous data sources
 - data source schema not known in detail – schemata are dynamic
 - schema might be revealed through analysis only after data processing



© Prof.Dr.-Ing. Stefan DeBiloch

XML Language Specifications



© Prof.Dr.-Ing. Stefan DeBiloch

XML Documents

- XML documents are text (unicode)
 - markup (always starts with '<' or '&')
 - start/end tags
 - references (e.g., < and &, ...)
 - declarations, comments, processing instructions, ...
 - data (character data)
 - characters '<' and '&' need to be indicated using references (e.g., <) or using the character code
 - alternative syntax: `<![CDATA[(a<b)&(c<d)]]>`
- XML documents are **well-formed**
 - logical structure
 - (optional) prolog (XML version, ...)
 - (optional) schema
 - root element (possibly nested)
 - comments, ...
 - correct sequence of start/end tags (nesting)
 - uniqueness of attribute names
 - ...



© Prof.Dr.-Ing. Stefan DeBiloch

XML Documents: Elements

- **Element:** section of data beginning with `<tagname>` and ending with matching `</tagname>`
- Elements must be properly **nested**
 - Formally: every start tag must have a unique matching end tag, that is in the context of the same parent element.
- Mixture of text with sub-elements is legal in XML
 - Example:

```
<account>
  This account is seldom used any more.
  <account-number> A-102</account-number>
  <branch-name> Perryridge</branch-name>
  <balance> 400 </balance>
</account>
```
 - Useful for document markup, but discouraged for data representation



© Prof.Dr.-Ing. Stefan DeBiloch

XML Documents: Attributes

- **Attributes:** can be used to describe elements
- Attributes are specified by `name=value` pairs inside the starting tag of an element
- Example

```
<account acct-type = "checking" >
  <account-number> A-102 </account-number>
  <branch-name> Perryridge </branch-name>
  <balance> 400 </balance>
</account>
```
- Attribute names must be unique within the element

```
<account acct-type = "checking" monthly-fee="5">
```



© Prof.Dr.-Ing. Stefan DeBiloch

XML Documents: IDs and IDREFs

- An element can have at most one attribute of type ID
- The **ID** attribute value of each element in an XML document must be distinct
→ ID attribute (value) is an 'object identifier'
- An attribute of type **IDREF** must contain the ID value of an element in the same document
- An attribute of type **IDREFS** contains a set of (0 or more) ID values. Each ID value must contain the ID value of an element in the same document
- IDs and IDREFs are untyped, unfortunately
 - Example below: The *owners* attribute of an account may contain a reference to another account, which is meaningless;
owners attribute should ideally be constrained to refer to customer elements



© Prof.Dr.-Ing. Stefan DeBloch

XML data with ID and IDREF attributes

```
<bank-2>
  <account account-number="A-401" owners="C100 C102">
    <branch-name> Downtown </branch-name>
    <balance>500 </balance>
  </account>
  .
  .
  <customer customer-id="C100" accounts="A-401">
    <customer-name> Joe</customer-name>
    <customer-street> Monroe</customer-street>
    <customer-city> Madison</customer-city>
  </customer>
  <customer customer-id="C102" accounts="A-401 A-402">
    <customer-name> Mary</customer-name>
    <customer-street> Erin</customer-street>
    <customer-city> Newark </customer-city>
  </customer>
</bank-2>
```



© Prof.Dr.-Ing. Stefan DeBloch

XML Document Schema

- XML documents may optionally have a schema
 - standardized data exchange, ...
- Schema restricts the structures and data types allowed in a document
 - document is **valid**, if it follows the restrictions defined by the schema
- Two important mechanisms for specifying an XML schema
 - **Document Type Definition (DTD)**
 - contained in the document, or
 - stored separately, referenced in the document
 - **XML Schema**



© Prof.Dr.-Ing. Stefan DeBloch

Document Type Definition - DTD

- Original mechanism to specify type and structure of an XML document
 - What elements can occur
 - What attributes can/must an element have
 - What subelements can/must occur inside each element, and how many times.
- DTD does not constrain data types
 - All values represented as strings in XML
- Special DTD syntax
 - `<!ELEMENT element (subelements-specification) >`
 - `<!ATTLIST element (attributes) >`



© Prof.Dr.-Ing. Stefan DeBloch

Element Specification in DTD

- Subelements can be specified as
 - names of elements, or
 - #PCDATA (parsed character data), i.e., character strings
 - EMPTY (no subelements) or ANY (anything can be a subelement)
- Structure is defined using regular expressions
 - sequence (*subel, subel, ...*), alternative (*subel | subel | ...*)
 - number of occurrences
 - "?" - 0 or 1 occurrence
 - "+" - 1 or more occurrences
 - "*" - 0 or more occurrences
- Example

```
<!ELEMENT depositor (customer-name account-number)>
<!ELEMENT customer-name(#PCDATA)>
<!ELEMENT account-number (#PCDATA)>
<!ELEMENT bank ( ( account | customer | depositor)+)>
```



© Prof.Dr.-Ing. Stefan DeBloch

Example: Bank DTD

```
<!DOCTYPE bank-2[
  <!ELEMENT account (branch-name, balance)>
  <!ATTLIST account
    account-number ID #REQUIRED
    owners IDREFS #REQUIRED>
  <!ELEMENT customer(customer-name, customer-street,
    customer-city)>
  <!ATTLIST customer
    customer-id ID #REQUIRED
    accounts IDREFS #REQUIRED>
  ... declarations for branch, balance, customer-name,
    customer-street and customer-city
]>
```



© Prof.Dr.-Ing. Stefan DeBloch

Describing XML Data: XML Schema

- XML Schema is closer to the general understanding of a (database) schema
- XML Schema supports
 - Typing of values
 - E.g. integer, string, etc
 - Constraints on min/max values
 - Typed references
 - User defined types
 - Specified in XML syntax (unlike DTDs)
 - Integrated with namespaces
 - Many more features
 - List types, uniqueness and foreign key constraints, inheritance ..
- BUT: significantly more complicated than DTDs



© Prof.Dr.-Ing. Stefan DeBloch

XML Schema Structures

- **Datatypes (Part 2)**
Describes Types of scalar (leaf) values
- **Structures (Part 1)**
Describes types of complex values (attributes, elements)
 - Regular tree grammars
repetition, optionality, choice recursion
- **Integrity constraints**
Functional (keys) & inclusion dependencies (foreign keys)
- **Subtyping (similar to OO models)**
Describes inheritance relationships between types
- **Supports schema reuse**



© Prof.Dr.-Ing. Stefan DeBloch

XML Schema Structures (cont.)

- Elements : tag name & simple or complex type

```
<xs:element name="sponsor" type="xsd:string"/>
<xs:element name="action" type="Action"/>
```
- Attributes : tag name & simple type

```
<xs:attribute name="date" type="xsd:date"/>
```
- Complex types

```
<xs:complexType name="Action">
  <xs:sequence>
    <xs:elemref name="action-date"/>
    <xs:elemref name="action-desc"/>
  </xs:sequence>
</xs:complexType>
```



© Prof.Dr.-Ing. Stefan DeBloch

XML Schema Structures (cont.)

- Sequence

```
<xs:sequence>
  <xs:element name="congress" type="xsd:string"/>
  <xs:element name="session" type="xsd:string"/>
</xs:sequence>
```
- Choice

```
<xs:choice>
  <xs:element name="author" type="PersonName"/>
  <xs:element name="editor" type="PersonName"/>
</xs:choice>
```
- Repetition

```
<xs:element name="section"
  type="Section"
  minOccurs="1"
  maxOccurs="unbounded"/>
```



© Prof.Dr.-Ing. Stefan DeBloch

Namespaces

- A single XML document may contain elements and attributes defined for and used by multiple software modules
 - Motivated by modularization considerations, for example
- Name collisions have to be avoided
- Example:
 - A **Book** XSD contains a Title element for the title of a book
 - A **Person** XSD contains a Title element for an honorary title of a person
 - A **BookOrder** XSD reference both XSDs
- Namespaces specifies how to construct universally unique names



© Prof.Dr.-Ing. Stefan DeBloch

XML Schema Version of Bank DTD

```
<xsd:schema xmlns:xsd="http://www.w3.org/2001/XMLSchema"
  targetNamespace="http://www.banks.org"
  xmlns="http://www.banks.org" >
  <xsd:element name="bank" type="BankType"/>
  <xsd:element name="account">
    <xsd:complexType>
      <xsd:sequence>
        <xsd:element name="account-number" type="xsd:string"/>
        <xsd:element name="branch-name" type="xsd:string"/>
        <xsd:element name="balance" type="xsd.decimal"/>
      </xsd:sequence>
    </xsd:complexType>
  </xsd:element>
  ..... definitions of customer and depositor ....
  <xsd:complexType name="BankType">
    <xsd:choice minOccurs="1" maxOccurs="unbounded">
      <xsd:element ref="account"/>
      <xsd:element ref="customer"/>
      <xsd:element ref="depositor"/>
    </xsd:choice>
  </xsd:complexType>
</xsd:schema>
```



© Prof.Dr.-Ing. Stefan DeBloch

XML Document Using Bank Schema

```
<bank xmlns="http://www.banks.org"
      xmlns:xsi="http://www.w3.org/2001/XMLSchema-instance"
      xsi:schemaLocation="http://www.banks.org Bank.xsd">
  <account>
    <account-number> ... </account-number>
    <branch-name> ... </branch-name>
    <balance> ... </balance>
  </account>
  ...
</bank>
```



© Prof.Dr.-Ing. Stefan DeBloch

Application Programming with XML

- Application needs to work with XML data/document
 - **Parsing** XML to extract relevant information
 - Produce XML
 - Write character data
 - Build internal XML document representation and **Serialize** it
- Generic XML Parsing
 - Simple API for XML (SAX)
 - "Push" parsing (event-based parsing)
 - Parser sends notifications to application about the type of document pieces it encounters
 - Notifications are sent in "reading order" as they appear in the document
 - Preferred for large documents (high memory efficiency)
 - Document Object Model (DOM) – *w3c recommendation*
 - "One-step" parsing
 - Generates in-memory representation of the document (parse tree)
 - DOM specifies the types of parse tree objects, their properties and operations
 - Independent of programming language (uses IDL)
 - Bindings available to specific programming languages (e.g., Java)
 - Parsing includes
 - checking for well-formedness
 - optionally checking for validity (often used for debugging only)



© Prof.Dr.-Ing. Stefan DeBloch

Transforming and Querying XML Data

- XPath
 - path expressions for selecting document parts
 - not originally designed as a stand-alone language
- XSLT
 - transformations from XML to XML and XML to HTML
 - primarily designed for style transformations
 - recursive pattern-matching paradigm
 - difficult to optimize in a DBMS context
- XQuery
 - XML query language with a rich set of features
 - XQuery builds on experience with existing query languages: XPath, Quilt, XQL, XML-QL, Lorel, YATL, SQL, OQL, ...



© Prof.Dr.-Ing. Stefan DeBloch

XML Data Model

- There is no uniform XML data model
 - different approaches with different goals
 - XML Information Set, DOM Structure Model, XPath 1.0 data model, XQuery data model
- Common denominator: an XML document is modeled as a **tree**, with nodes of different **node types**
 - Document, Element, Attribute, Text, Namespace, Comment, Processing Instruction
- **XQuery data model** builds on a tree-based model, but extends it to support
 - **sequences** of items
 - nodes of different types (see above) as well as atomic values
 - can contain heterogeneous values, are ordered, can be empty
 - typed values and type annotations
 - result of schema validation
 - type may be unknown
- Closure property
 - XQuery expressions operate on/produce instances of the XQuery Data Model



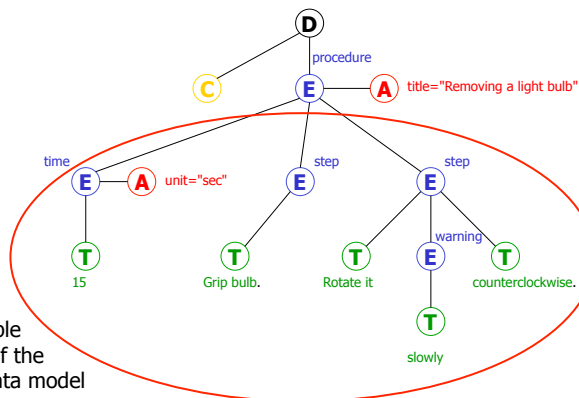
© Prof.Dr.-Ing. Stefan DeBloch

Example

```

<?xml version = "1.0"?>
<!-- Requires one trained person -->
<procedure title = "Removing a light bulb">
  <time unit = "sec">15</time>
  <step>Grip bulb.</step>
  <step>
    Rotate it
    <warning>slowly</warning>
    counterclockwise.
  </step>
</procedure>

```



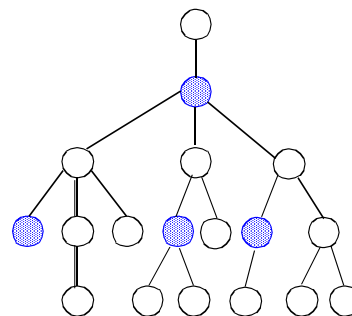
one possible instance of the XQuery data model



© Prof.Dr.-Ing. Stefan DeBloch

Processing XML Data: XPath

- XPath is used to address (select) parts of documents using path expressions
- A path expression consists of one or more steps separated by "/"
 - Each step in an XPath expression maps a node (the context node) into a set of nodes
- Result of path expression: set of values that along with their containing elements/attributes match the specified path
 - E.g.: /bank-2/customer/customer-name evaluated on the bank-2 data returns
 - <customer-name> Joe </ customer-name>
 - < customer- name> Mary </ customer-name>
 - E.g.: /bank-2/customer/cust-name/text() returns the same names, but without the enclosing tags



© Prof.Dr.-Ing. Stefan DeBloch

XPath

- The initial "/" denotes root of the document (above the top-level tag)
- In general, a step has three parts:
 - The **axis** (direction of movement: child, descendant, parent, ancestor, following, preceding, attribute, ... - 13 axes in all -)
 - A **node test** (type and/or name of qualifying nodes)
 - Some **predicates** (refine the set of qualifying nodes)
- Path expressions are evaluated left to right
 - Each step operates on the set of instances produced by the previous step
- Selection predicates may follow any step in a path, in []
 - E.g. `/bank-2/account[balance > 400]`
 - returns account elements with a balance value greater than 400
 - `/bank-2/account[balance]` returns account elements containing a balance subelement
- Attributes are accessed using "@"
 - E.g. `/bank-2/account[balance > 400]/@account-number`
 - returns the account numbers of those accounts with balance > 400
 - IDREF attributes are not dereferenced automatically (more on this later)



© Prof.Dr.-Ing. Stefan DeBiloch

XPath Summary

- **Strengths:**
 - Compact and powerful syntax for navigating a tree, but not as powerful as a regular-expression language
 - Recognized and accepted in XML community
 - Used in other XML processors/specifications such as XPointer, XSLT, XQuery
- **Limitations:**
 - Operates on one document (no joins)
 - No grouping or aggregation
 - No facility for generating new output structures



© Prof.Dr.-Ing. Stefan DeBiloch

XQuery

- XQuery is a general purpose query language for XML data
- Standardized by the World Wide Web Consortium (W3C)
- XQuery is derived from
 - the **Quilt** ("Quilt" refers both to the origin of the language and to its use in "knitting" together heterogeneous data sources) query language, which itself borrows from
 - **XPath**: a concise language for navigating in trees
 - **XML-QL**: a powerful language for generating new structures
 - **SQL**: a database language based on a series of keyword-clauses: SELECT - FROM - WHERE
 - **OQL**: a functional language in which many kinds of expressions can be nested with full generality



© Prof.Dr.-Ing. Stefan DeBiloch

XQuery – Main Constituents

- Path expressions
 - Inherited from XPath
 - An XPath expression maps a node (the context node) into a set of nodes
- Element constructors
 - To construct an element with a known name and content, use XML-like syntax:

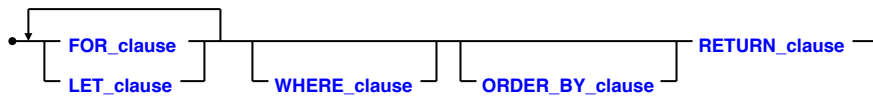
```
<book isbn = "12345">
  <title>Huckleberry Finn</title>
</book>
```
 - If the content of an element or attribute must be computed, use a nested expression enclosed in { }

```
<book isbn = "{$x}">
  {$b/title }
</book>
```
- FLWOR - Expressions



© Prof.Dr.-Ing. Stefan DeBiloch

XQuery: The General Syntax Expression FLWOR



- FOR clause, LET clause generate list of tuples of bound variables (order preserving) by
 - iterating over a set of nodes (possibly specified by an XPath expression), or
 - binding a variable to the result of an expression
- WHERE clause applies a predicate to filter the tuples produced by FOR/LET
- ORDER BY clause imposes order on the surviving tuples
- RETURN clause is executed for each surviving tuple, generates ordered list of outputs
- Associations to SQL query expressions
 - for ⇔ SQL from
 - where ⇔ SQL where
 - order by ⇔ SQL order by
 - return ⇔ SQL select
 - let allows temporary variables, and has no equivalent in SQL



© Prof.Dr.-Ing. Stefan DeBiloch

Evaluating FLWOR Expressions

input sequence



FOR \$X,\$Y ..
LET \$Z ..

tuple stream

\$x	\$y	\$z
	o	o
	o	o
	o	o
...

ok!
ok!
X

WHERE ..

\$x	\$y	\$z
	o	o
	o	o
...

ORDER
BY ..

output sequence



RETURN ..

\$x	\$y	\$z
	o	o
	o	o
...



© Prof.Dr.-Ing. Stefan DeBiloch

FLWOR - Examples

- Simple FLWR expression in XQuery
 - Find all accounts with balance > 400, with each result enclosed in an <account-number> .. </account-number> tag


```
for $x in /bank-2/account
let $acctno := $x/@account-number
where $x/balance > 400
return <account-number> { $acctno } </account-number>
```
- Let and Where clause not really needed in this query, and selection can be done in XPath.
 - Query can be written as:

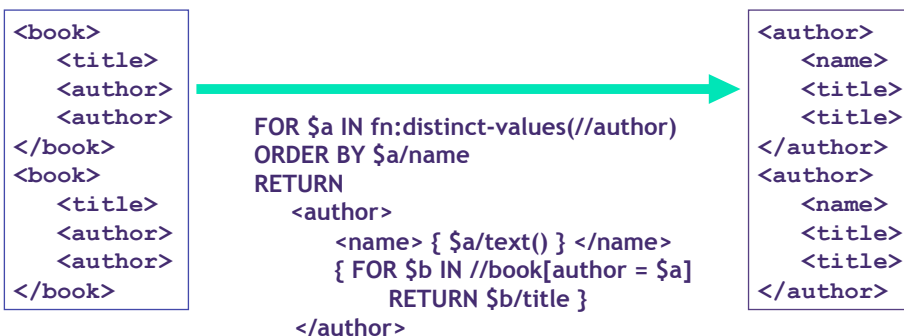

```
for $x in /bank-2/account[balance>400]
return <account-number> { $x/@account-number }
</account-number>
```



© Prof.Dr.-Ing. Stefan DeBloch

Nesting of Expressions

- Here: nesting inside the return clause
 - Example: inversion of a hierarchy



© Prof.Dr.-Ing. Stefan DeBloch

XQuery: Joins

- Joins are specified in a manner very similar to SQL

```
for $a in /bank/account,
   $c in /bank/customer,
   $d in /bank/depositor
where $a/account-number = $d/account-number
and $c/customer-name = $d/customer-name
return <cust-acct>{ $c $a }</cust-acct>
```
- The same query can be expressed with the selections specified as XPath selections:

```
for $a in /bank/account
   $c in /bank/customer
   $d in /bank/depositor[
       account-number = $a/account-number and
       customer-name = $c/customer-name]
return <cust-acct>{ $c $a }</cust-acct>
```



© Prof.Dr.-Ing. Stefan DeBloch

XQJ – Main Concepts

- Similar to JDBC, but for XQuery statements
 - data source, connection, (prepared) XQuery expression (statement)
 - XQuery variable identifier instead of parameter markers ("?"
- Query result is a sequence (XQSequence)
 - iterate through sequence items using XQSequence.next()
 - retrieve Java DOM objects using XQSequence.getObject()
 - retrieve atomic values as character string or mapped to Java data types
 - individual items or the complete stream can be "written" to the SAX API
- Support for "serializing" an XQuery result
 - to file, Java writer, string
 - as (X)HTML



© Prof.Dr.-Ing. Stefan DeBloch

XQuery - Status

- XQuery 1.0 is a w3c recommendation since January 2007
- XQuery API for Java™ (XQJ) is final (JSR) since 2009
- XQuery Update Facility 1.0 is a candidate recommendation
- XQuery 1.1 is in the making (working draft), work items include
 - value-based and positional grouping
 - outer join support
 - windowing
 - date and numeric value formatting
- Additional ongoing work
 - XQuery and XPath Full Text 1.0 (candidate recommendation)
 - adds support for text retrieval in XQuery
 - XQuery Scripting Extensions 1.0 (working draft)
 - adds procedural features



© Prof.Dr.-Ing. Stefan DeBloch

Transforming XML Data: XSLT

- A **stylesheet** stores formatting options for a document, usually separately from document
 - E.g. HTML style sheet may specify font colors and sizes for headings, etc.
- The **XML Stylesheet Language (XSL)** was originally designed for generating HTML from XML
- XSLT is a general-purpose transformation language
 - Can translate XML to XML, and XML to HTML
- XSLT transformations are expressed using rules called **templates**
 - Templates combine selection using XPath with construction of results



© Prof.Dr.-Ing. Stefan DeBloch

Understanding A Template

- Most templates have the following form:

```
<xsl:template match="emphasis">  
  <i><xsl:apply-templates/></i>  
</xsl:template>
```
- The whole `<xsl:template>` element is a **template**
- The **match pattern** determines where this template applies
 - XPath pattern
- **Literal result element(s)** come from non-XSL namespace(s)
- XSLT elements come from the XSL namespace



© Prof.Dr.-Ing. Stefan DeBloch

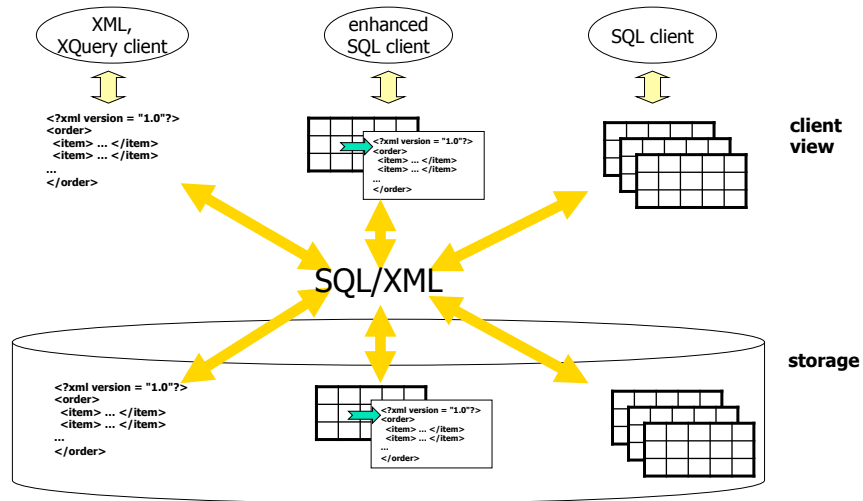
SQL and XML

- Use existing (object-)relational technology?
 - Large Objects: granularity understood by DBMS may be too coarse!
 - search/retrieval of subsets, update of documents
 - Decompose into tables: often complex, inefficient
 - mapping complexity, especially for highly "denormalized" documents
 - Useful, but not sufficient
 - should be **standardized as part of SQL**
 - but needs further enhancement to support **"native" XML support in SQL**
- Enable "hybrid" XML/relational data management
 - supports both relational and XML data
 - storage, access
 - query language
 - programming interfaces
 - ability to view/access relational as XML, and XML as relational
 - all major relational DBMS vendors are moving into this direction



© Prof.Dr.-Ing. Stefan DeBloch

SQL/XML Big Picture



© Prof.Dr.-Ing. Stefan DeBloch

SQL:2003 Parts and Packages

- Two major goals:
 - "Publish" SQL query results as XML documents
 - Ability to store and retrieve XML documents
- Rules for mapping SQL types, SQL identifiers and SQL data values to and from corresponding XML concepts
- A new built-in type *XML*
- A number of built-in operators that produce values of type *XML*

recent additions for SQL200n:

- Integration of the XQuery Data Model
- Additional XML Constructor Functions
- Querying XML values

optional features

(1) Enhanced Date/Time Fac.

(8) Active Databases

(6) Basic Objects

(10) OLAP

mandatory features

Core SQL



© Prof.Dr.-Ing. Stefan DeBloch

XML Publishing Functions- Example

```
CREATE VIEW XMLDept (DeptDoc XML) AS (  
SELECT XMLELEMENT ( NAME "Department",  
XMLATTRIBUTES ( e.dept AS "name" ),  
XMLATTRIBUTES ( COUNT(*) AS "count",  
XMLAGG (XMLELEMENT (NAME "emp",  
XMLELEMENT(NAME "name", e.name)  
XMLELEMENT(NAME "hire", e.hire))  
 ) AS "dept_doc"  
FROM employees e GROUP BY dept) ;
```

==>

dept_doc
<Department name="Accounting" count="2"> <emp><name>Yates</name><hire>2005-11-01</hire></emp> <emp><name>Smith</name><hire>2005-01-01</hire></emp> </Department>
<Department name="Shipping" count="2"> <emp><name>Oppenheimer</name><hire>2002-10-01</hire></emp> <emp><name>Martin</name><hire>2005-05-01</hire></emp> </Department>



© Prof.Dr.-Ing. Stefan DeBloch

Manipulating XML Data

- Constructor functions
 - focus on publishing SQL data as XML
 - no further manipulation of XML
- More requirements
 - how do we select or extract portions of XML data (e.g., from stored XML)?
 - how can we decompose XML into relational data?
 - both require a language to identify, extract and possibly combine parts of XML values

SQL/XML utilizes the XQuery standard for this!



© Prof.Dr.-Ing. Stefan DeBloch

XMLQUERY

- Evaluates an XQuery or XPath expression
 - returns a sequence of XQuery nodes
- XMLQUERY – Example

```
SELECT XMLQUERY('for $e in $dept[@count > 1]/emp
                 where $e/hire > 2004-12-31 return $e/name'
                PASSING BY REF DeptDoc AS "dept"
                RETURNING SEQUENCE) AS "Name_elements"
FROM XMLDept
=>
```

Name_elements
<name>Yates</name>
<name>Smith</name>
<name>Martin</name>



© Prof.Dr.-Ing. Stefan DeBloch

JDBC-Support for SQLXML

- New methods to create and retrieve SQLXML
 - Connection.createSQLXML()
 - ResultSet.getSQLXML()
 - PreparedStatement.setSQLXML()
- SQLXML interface supports methods for accessing its XML content
 - getString()
 - getBinaryStream(), getCharacterStream()
 - obtain a Java stream/reader that can be passed directly to an XML parser
 - getSource()
 - obtain a source object suitable for XML parsers and XSLT transformers
 - corresponding setXXX() methods to initialize newly created SQLXML objects



© Prof.Dr.-Ing. Stefan DeBloch

Summary: XML Advantages

- Integrates data and meta-data (tags)
 - Self-describing
- XMLSchema, Namespaces
 - Defining valid document structure
 - Integrating heterogenous terminology and structures
- XML can be validated against schema (xsd, dtd) outside the application
- Many technologies exist for processing, transforming, querying XML documents
 - DOM, SAX, XSLT, XPath, XQuery
- XML processing can help handle schema heterogeneity, schema evolution
 - Focus on known element tags, attributes, namespaces ...
 - Powerful filter and transformation capabilities
- XML is independent of platforms, middleware, databases, applications ...



© Prof.Dr.-Ing. Stefan DeBloch

Summary: XML and Data Management

- Increasing importance of XML in combination with data management
 - flexible exchange of relational data using XML
 - managing XML data and documents
 - trend towards "hybrid" approaches for relational DBMS
- SQL/XML standard attempts to support the following
 - "Publish" SQL query results as XML documents
 - Ability to store and retrieve (parts of) XML documents with SQL databases
 - Rules and functionality for mapping SQL constructs to and from corresponding XML concepts
- XQuery standard
 - XML data model
 - queries over XML data
- Broad support by major SQL DBMS vendors
- Additional standards to further extend and complete the "big picture!"
 - XQJ: XML queries in Java
 - Grid Data Access Services (GGF): web/grid services to access DBs using SQL, XQuery



© Prof.Dr.-Ing. Stefan DeBloch